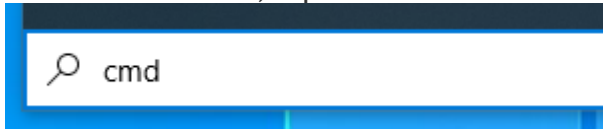


HOW TO GET CORRECT MAC ADDRESS

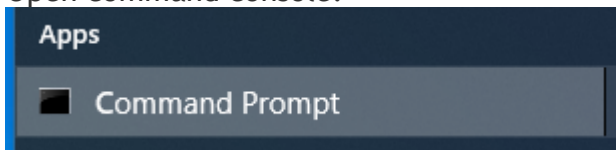
When user needs to get a license file, you need to find the correct MAC address of your machine and provide it to us. Then how to get it?

1 OPEN COMMAND CONSOLE

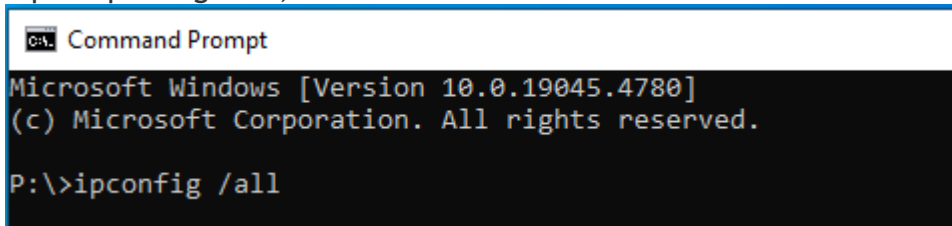
- 1) In windows search, input 'cmd'.



- 2) Open command console.

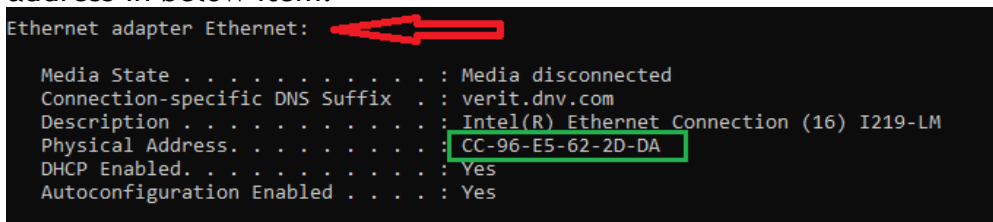


- 3) Input 'ipconfig /all', enter.

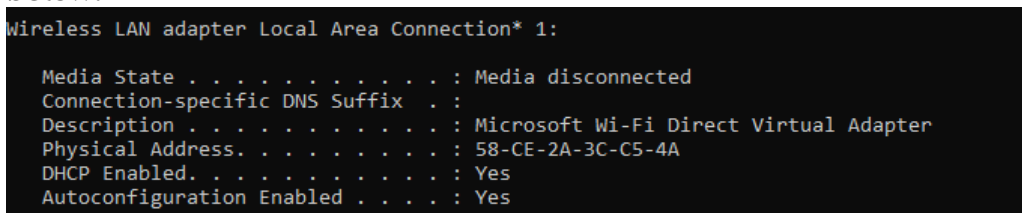


2 CHOOSE CORRECT IP ADDRESS

At this step, you may get several different physical address, please choose MAC address in below item.



Please do NOT choose the MAC address in item with 'Wireless LAN adapter' like below:



If you meet any problem, please [contact](#) us.

Author: Li Zheng Nan Anna; Created: Sep 9th, 2024